



AVoIP controller for managing H.264 & H.265 Ethernet network solutions with POE

Front panel


**Plug 'n' play
AVoIP**

Rear panel



The VHX-7000-H controller allows the user to control and manage H.264 & H.265 IP streams within an Ethernet network environment; this is achieved through a convenient internal Web GUI. The unit also provides the necessary network isolation between the Multicast video system and any existing network infrastructure.

Tech spec

- Dual 100M LAN port
- HTTPS/SSH secure
- 20k-60kHz IR control
- 5/12V GPIO power
- RS232 control
- 100M Ethernet
- 4 channel GPIO ports
- POE Video LAN

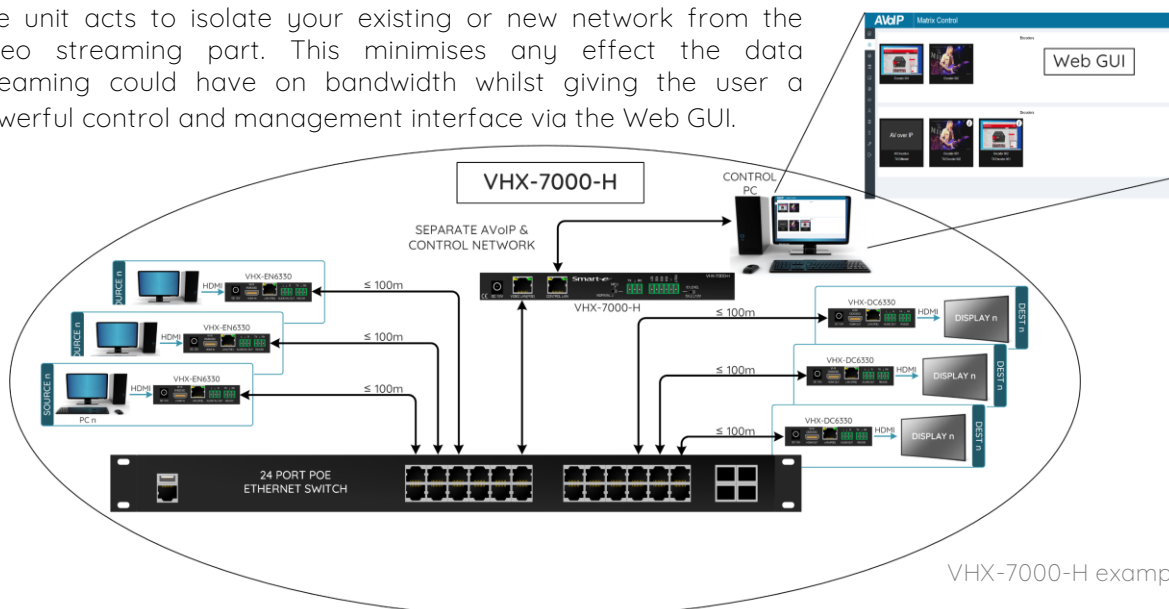
Features

- Web GUI interface
- Network isolation
- Drag 'n' drop control
- Secure DC connection
- 2 x LAN port
- Mounting brackets
- POE – switch powered
- Compact metal box

Description

When installing a AVoIP solution into an existing Ethernet network or simply implementing a new one, it is advisable to install the VHX-7000-H controller. **Minimal networking knowledge or experience is required when using the VHX-7000-H** so it is ideal for the newcomer to this technology. It is very much plug 'n' play as the controller does all the difficult work of IP address assignments and overall configuration of the system.

The unit acts to isolate your existing or new network from the video streaming part. This minimises any effect the data streaming could have on bandwidth whilst giving the user a powerful control and management interface via the Web GUI.



VHX-7000-H example



Technical Specification

Control - Dual LAN

Connector	2 x RJ45
Signal type	Full duplex
Protocol	100BASE-T Ethernet
Signal level	+/- 5V
Date rate	100ME

Control - RS232

Connector	3pin Phoenix
Signal type	Full duplex
Signal level	+/- 5V
Baud rate	Up to 115200
Data bits	8
Stop bits	1
Parity	None
Pinout	1-RX, 2-0V, 3-TX

Control - IR

Connector	3.5mm jack socket
Signal pinout	Ring - 0V, Tip - IR signal, Sleeve - 12V
Signal type	Half duplex
Signal level	12V
Bandwidth	20k-60kHz

Control - GPIO

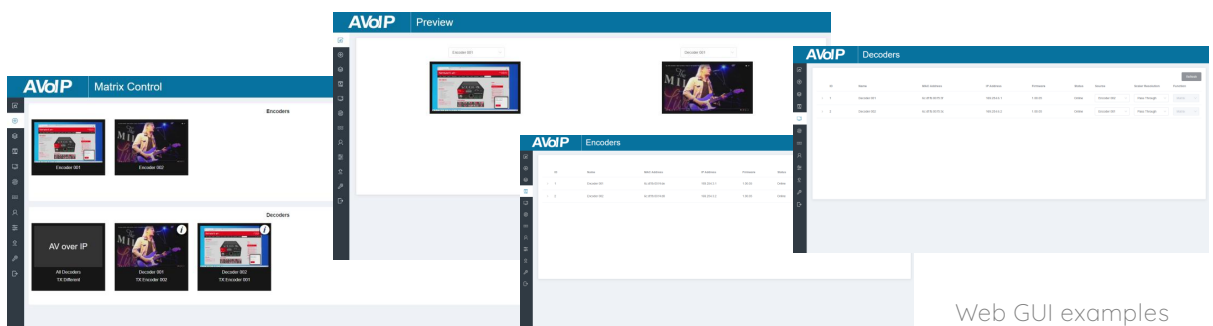
Connector	6pin Phoenix
Signal type	4 channel I/O level switching
Signal level	5V or 12V selectable

Cat cable connectivity

Number of cables	2 x Cat 5e/6 screened twisted pair cables
Connectors	x female screened RJ45 connectors per unit
Termination standard	TIA/EIA T568B
Cable requirements	Solid conductor, 24 AWG or better
Cable recommendations	400 MHz bandwidth STP (shielded twisted pair)
Transmission distance	100m 100ME Ethernet

Power & physical

POE	802.3af Class 3, PD mode
Optional DC Voltage	External 12V/1A PSU
DC connector	2.1mm jack with screw fitting
AC Voltage (External Supply)	100-230 VAC
AC frequency (External Supply)	50/60 Hz
Power consumption	4.5W encoder and decoder
Operating temperature	(-10) to 45 degrees C
Storage temperature	(-20) to (-60) degrees C
Relative humidity	20 to 90% RH (no condensing)
Dimensions	204 x 98 x 21mm
Product weight	0.5Kg
MTBF	30,000 hours



Web GUI examples

CREATIVE



PROVEN

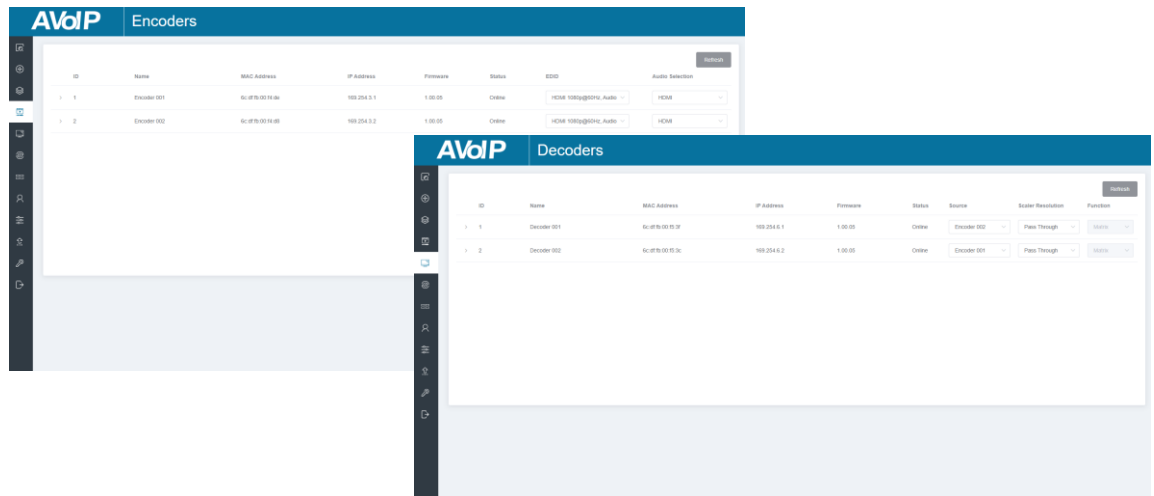


TECHNOLOGY

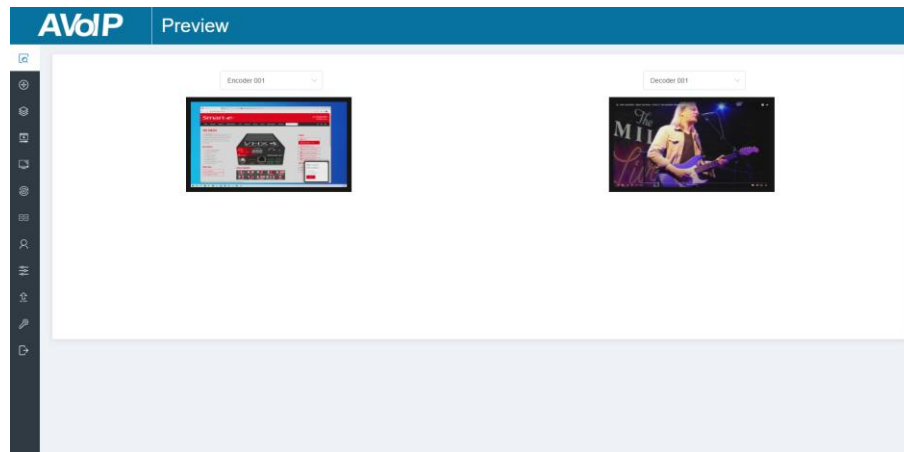


Web GUI interface

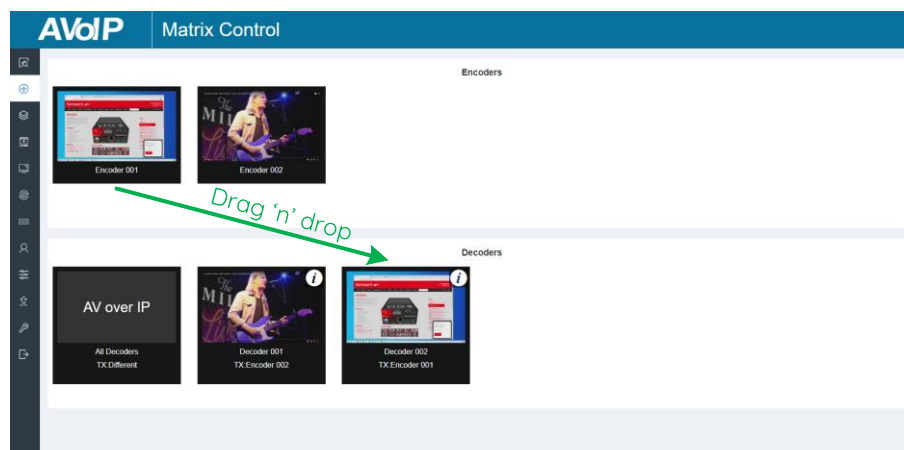
Upon installation, the VHX-7000-H controller (web address - <http://controller.local>) will scan the video LAN and then display all the network connected encoders (VHX-EN63xx) and decoders (VHX-DC63xx) with their details, on the respective web page as per below.



The video streams associated with these encoders and decoders can then be individually selected and their video previewed on the specific page.



The internal Web GUI provides a easy to use graphical interface to control the selection of the channels to the displays. A simple drag and drop method allows the user to choose the specific encoder to be displayed on the specific display or displays they would like to see.



CREATIVE

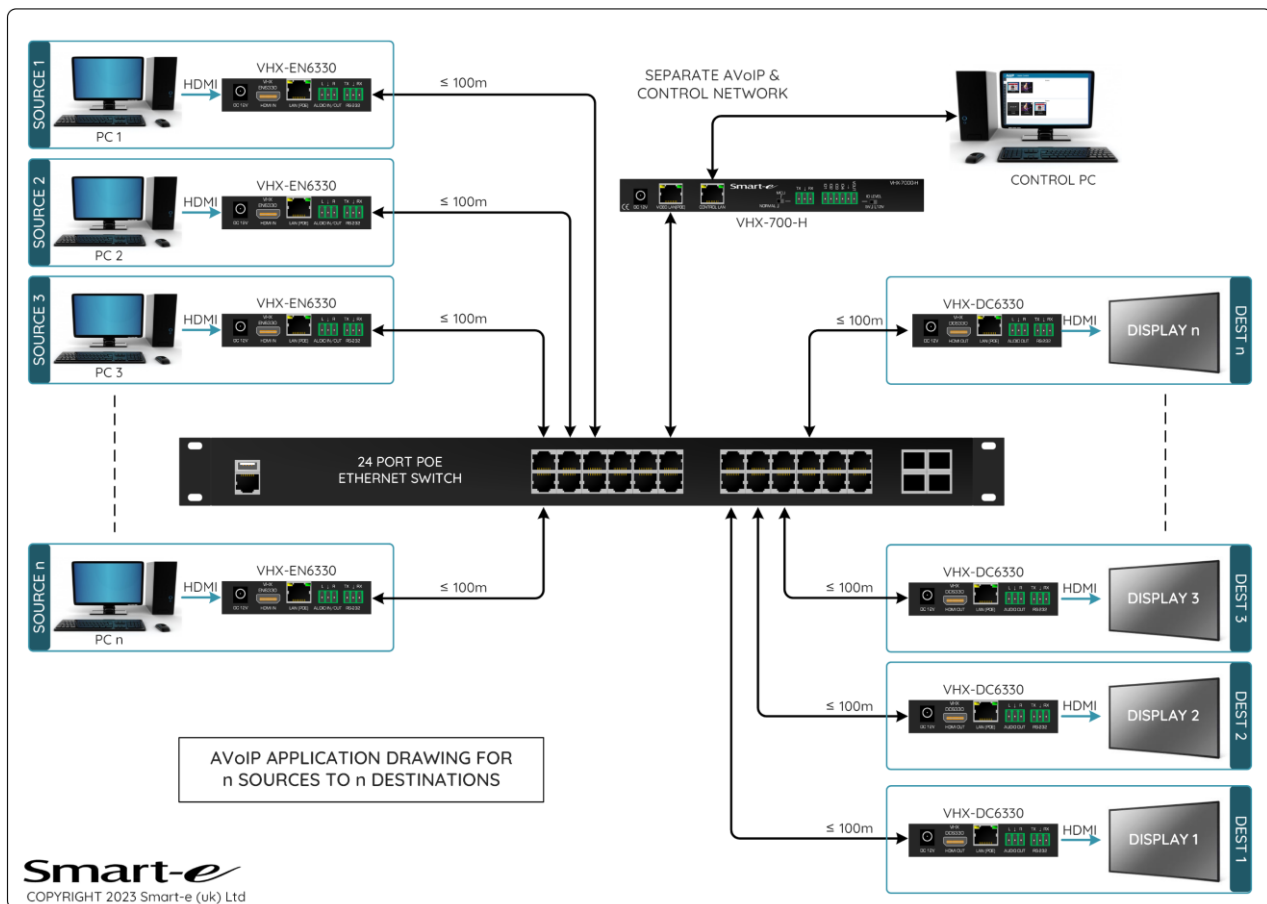
PROVEN

TECHNOLOGY



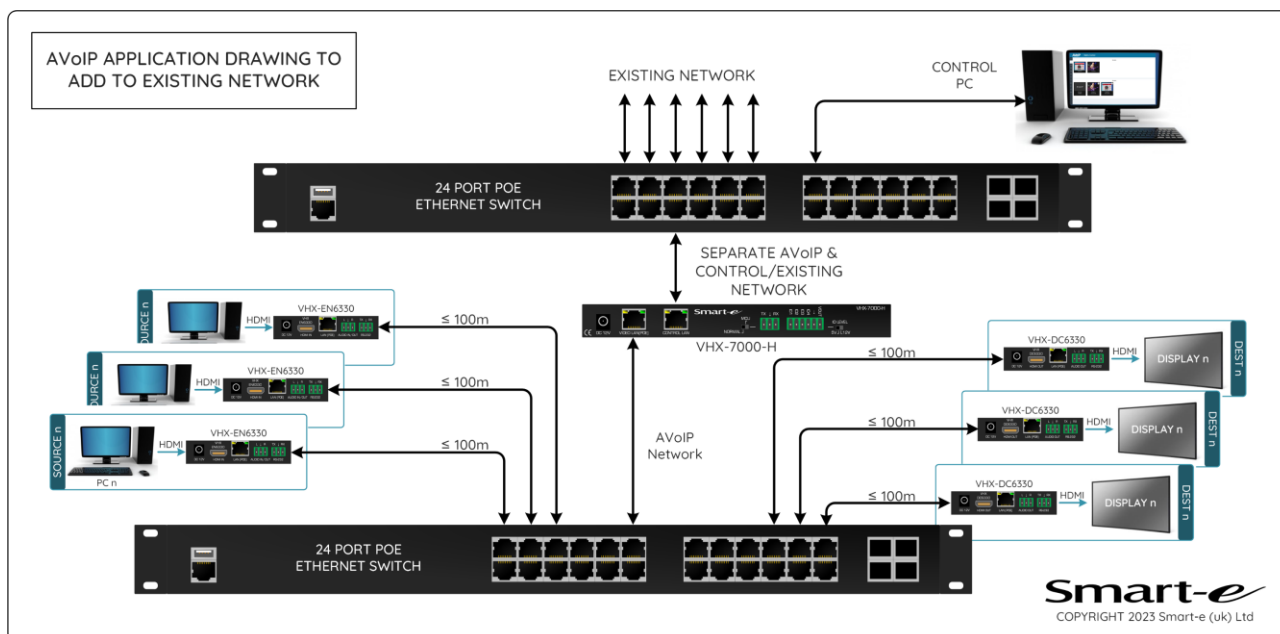
Application drawing – multicasting

Typical multicasting application showing multiple encoders and decoders connected via a Layer 3 network switch with central control via the VHX-7000-H controller



Application drawing – connect to existing network

This typical configuration shows the solution when connecting the video LAN to an existing Ethernet network. The VHX-7000-H controller provides the isolation between the networks whilst also giving the control and management.



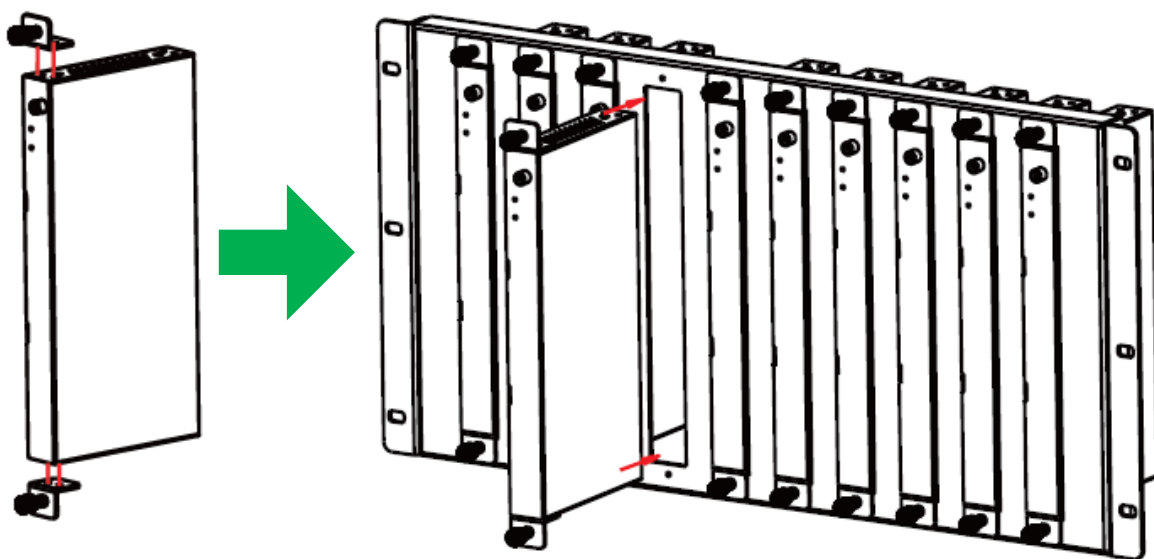
CREATIVE

PROVEN

TECHNOLOGY



Rack mounting kit x 10 (6U)



Rack mounting kit x 4 (1U)

